

CISC 3115 TY2

# Lists and Collection API

Hui Chen

Department of Computer & Information Science

CUNY Brooklyn College

# Module Outline

- Concept of data structure
- Use data structures
  - List
  - Sorting and search in lists
  - Stack
  - Queue and priority queue
  - Set and map

# Outline of This Lecture

- Data structure and Java Collections
  - Concept of data structure and Java Collection Framework
  - Type hierarchy of Java Collection Framework
  - The Collection interface
- List, ArrayList, and LinkedList

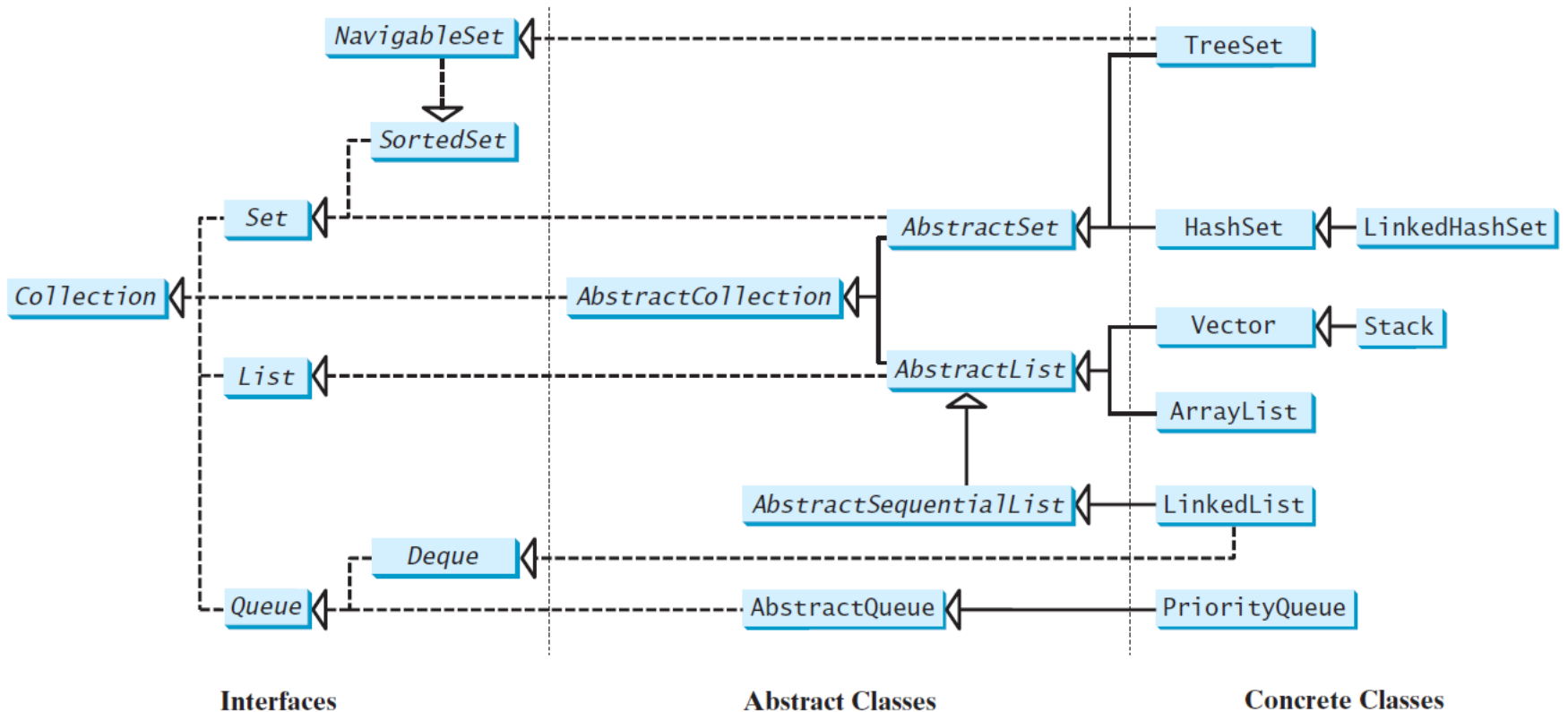
# Data Structure

- A collection of data organized in some fashion in a program.
  - Data elements
  - Operations for accessing and manipulating the data elements
- In Java, how do we represent data and operations?
  - Data: primitive data type variables; objects and reference variables
  - Operations: methods

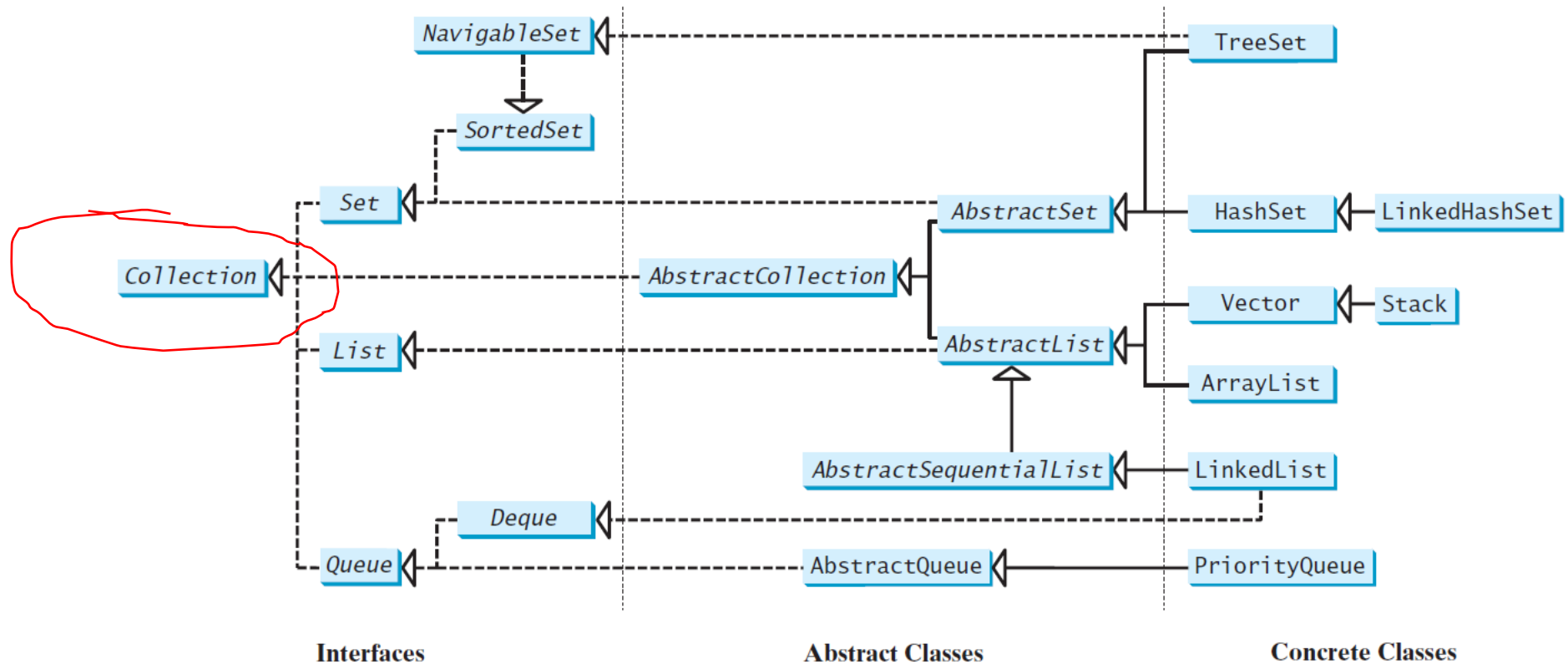
# Java Collection Framework

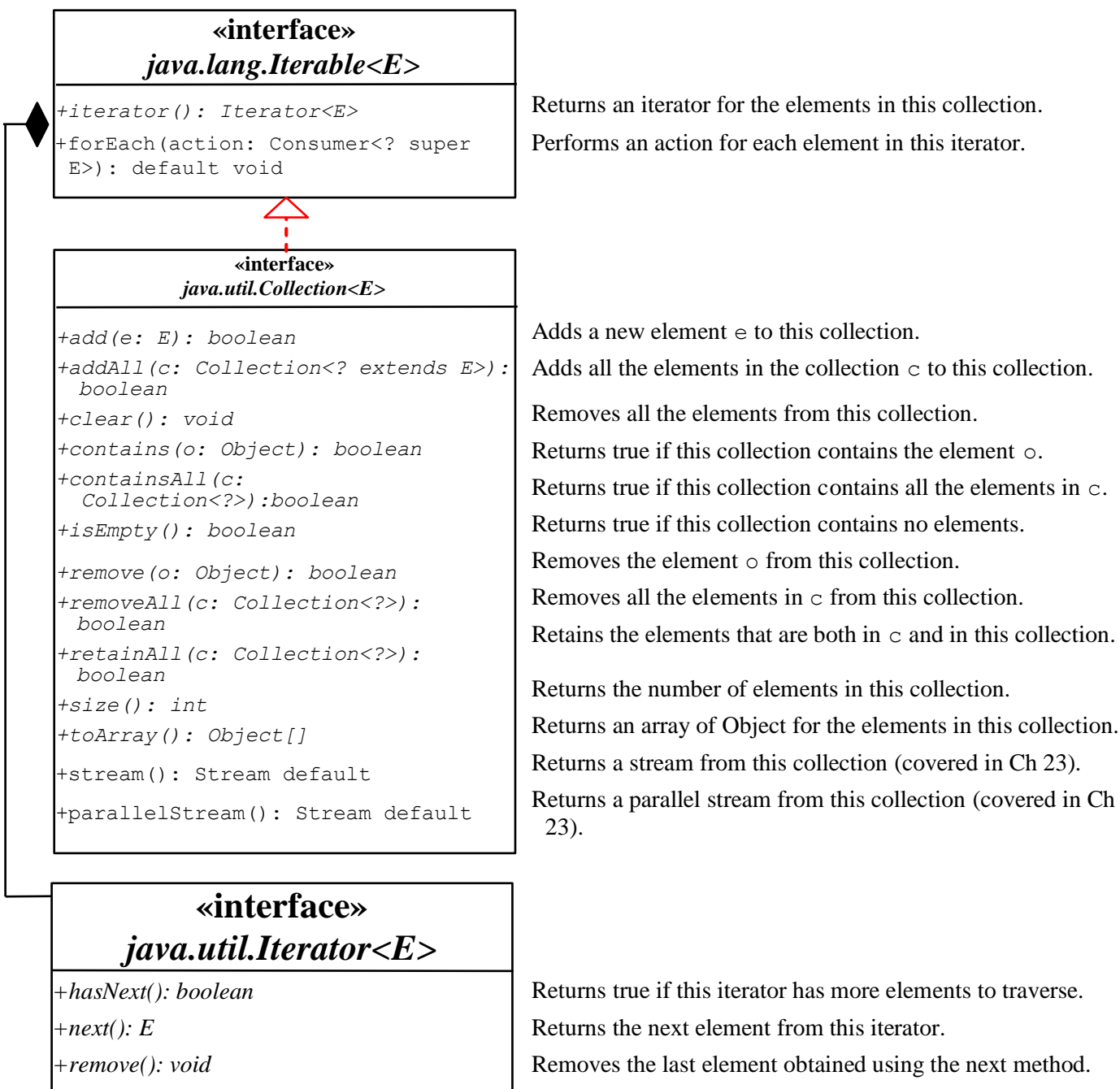
- *A collection* is an object that represents a *group of objects*
  - Essentially, a collection is a representation/an implementation of a data structure
- Java Collection Framework
  - A unified architecture for representing and manipulating collections, enabling collections to be manipulated independently of implementation details.
  - Data structures: list, stack, and queue

# Java Collection Framework Hierarchy



# The Collection Interface



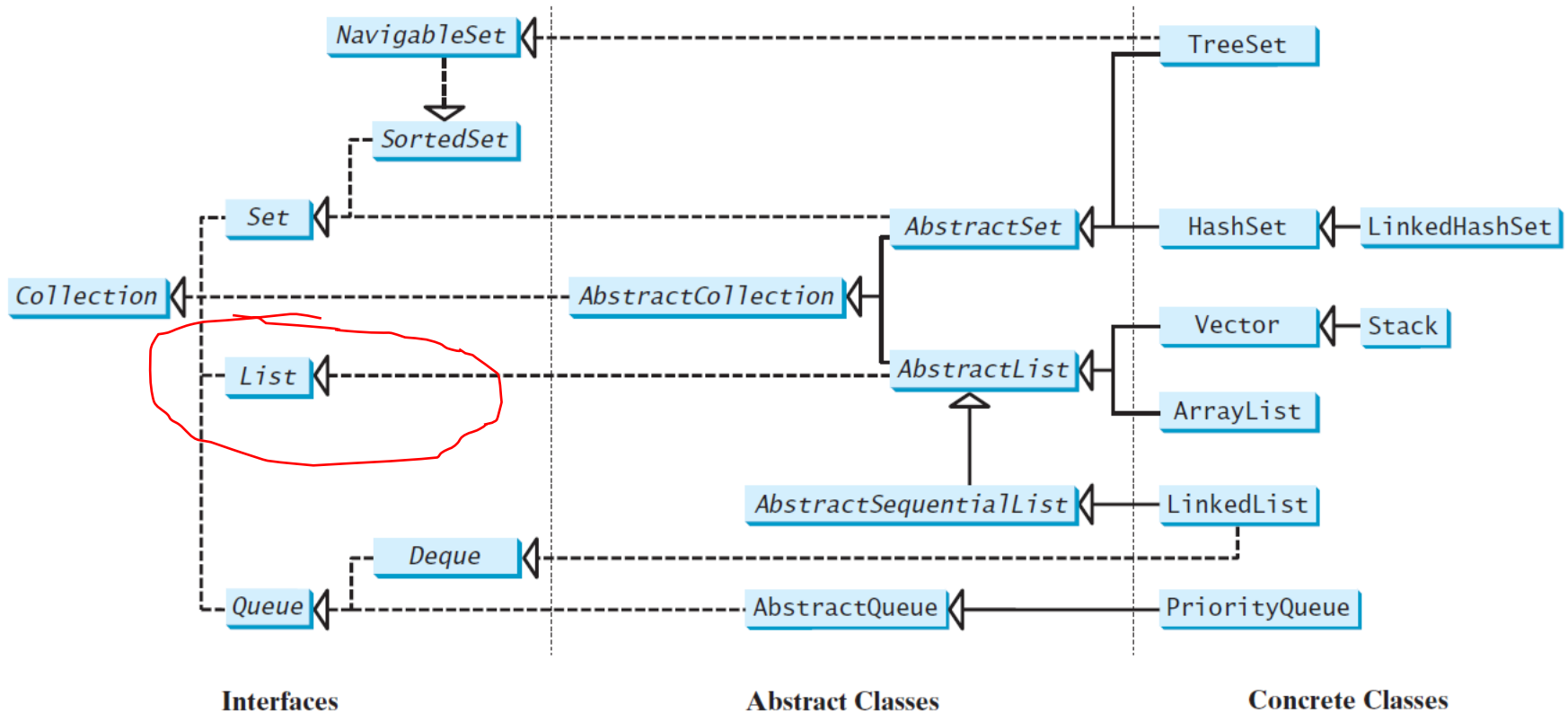




# Questions?

- How about we take a look at Java API documentation about these?
- Concept of data structure
- Concept of Java Collection Framework
- Relationship between data structure and Java Collection
- Type Hierarchy of Java Collection Framework

# The List Interface



# The List Data Structure

- A list stores elements in a sequential order, and allows the user to specify where the element is stored.
- The user may be able to access the elements by index.
  - However, in general, one should not assume that it takes equal amount of time to access different elements using their indices

# The List Interface

«interface»  
*java.util.Collection<E>*



«interface»  
*java.util.List<E>*

```
+add(index: int, element: Object): boolean
+addAll(index: int, c: Collection<? extends E>)
  : boolean
+get(index: int): E
+indexOf(element: Object): int
+lastIndexOf(element: Object): int
+listIterator(): ListIterator<E>
+listIterator(startIndex: int): ListIterator<E>
+remove(index: int): E
+set(index: int, element: Object): Object
+subList(fromIndex: int, toIndex: int): List<E>
```

Adds a new element at the specified index.

Adds all the elements in *c* to this list at the specified index.

Returns the element in this list at the specified index.

Returns the index of the first matching element.

Returns the index of the last matching element.

Returns the list iterator for the elements in this list.

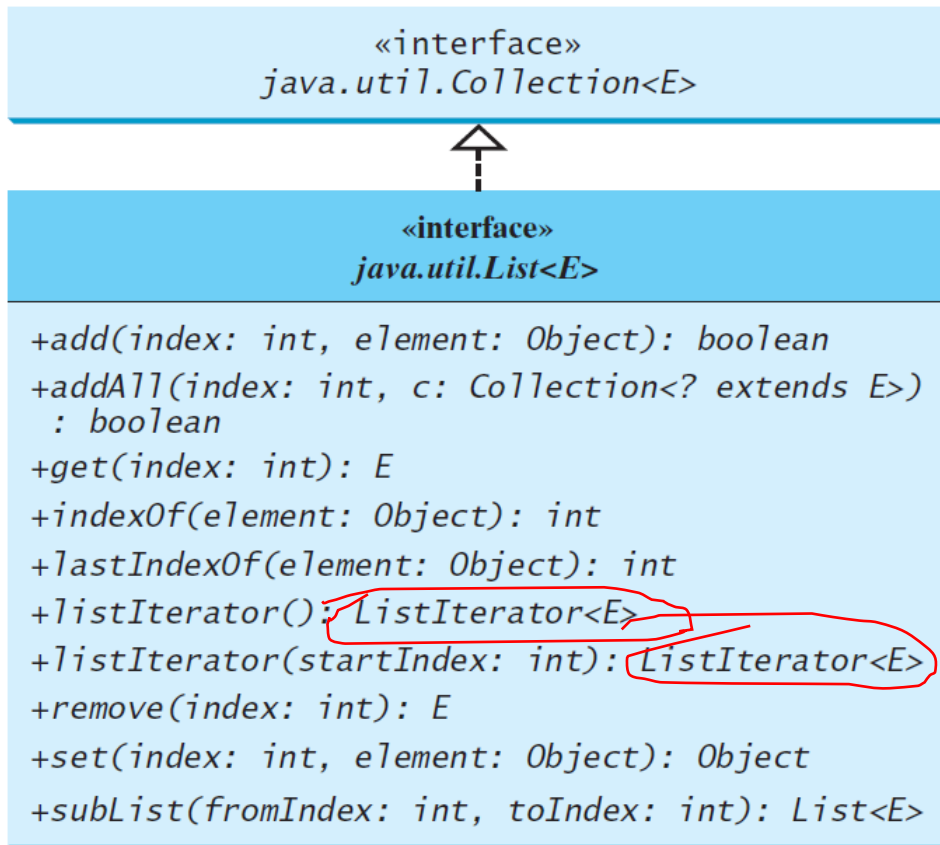
Returns the iterator for the elements from *startIndex*.

Removes the element at the specified index.

Sets the element at the specified index.

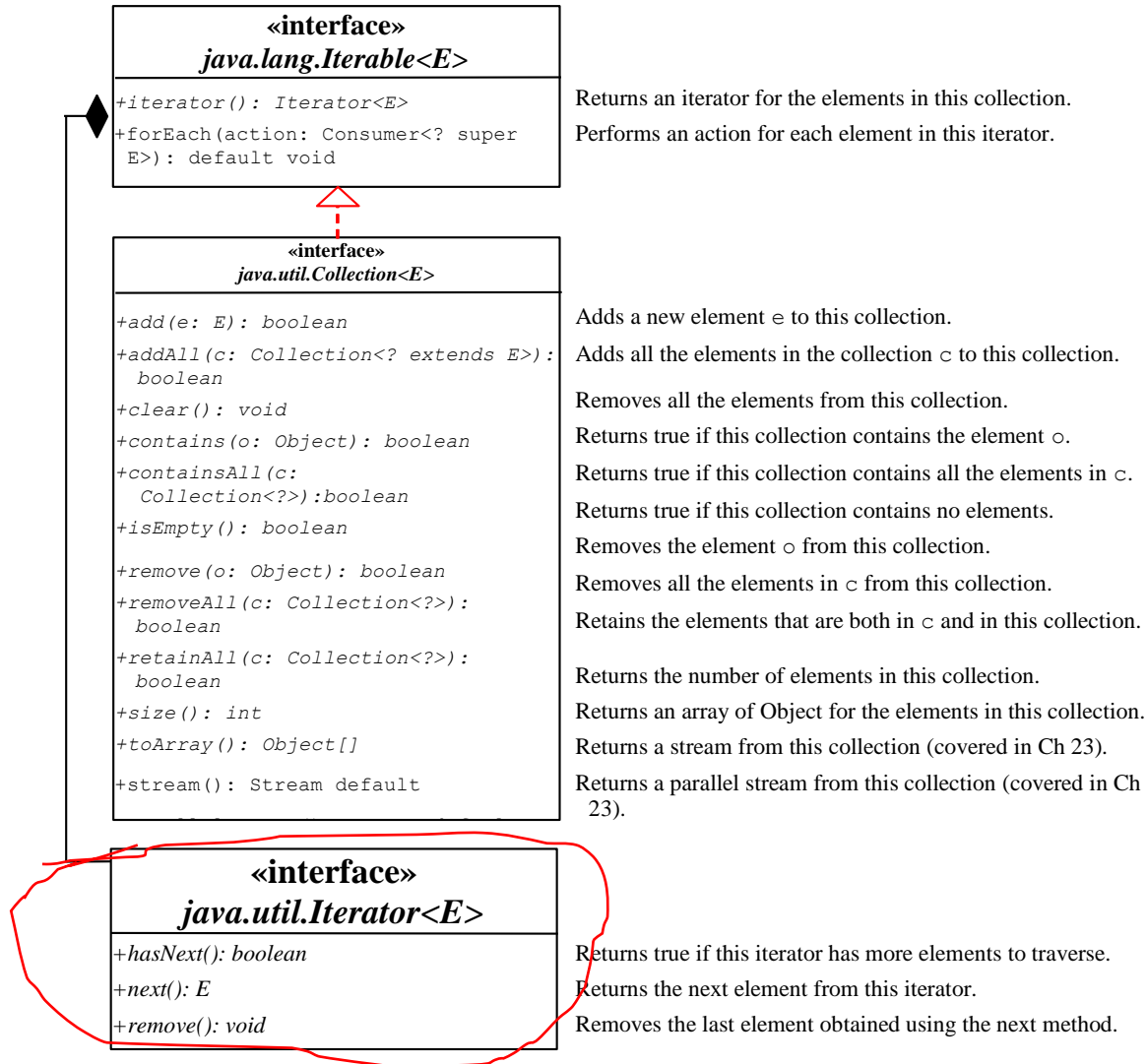
Returns a sublist from *fromIndex* to *toIndex*-1.

# ListIterator?

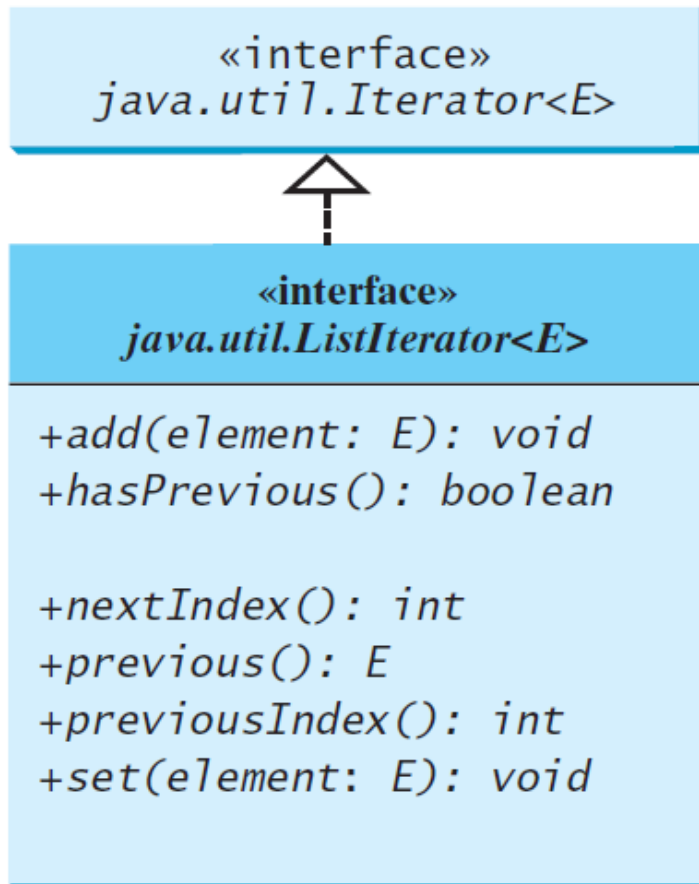


- Adds a new element at the specified index.
- Adds all the elements in *c* to this list at the specified index.
- Returns the element in this list at the specified index.
- Returns the index of the first matching element.
- Returns the index of the last matching element.
- Returns the list iterator for the elements in this list.
- Returns the iterator for the elements from *startIndex*.
- Removes the element at the specified index.
- Sets the element at the specified index.
- Returns a sublist from *fromIndex* to *toIndex*-1.

# Recall: The Collection Interface



# The ListIterator



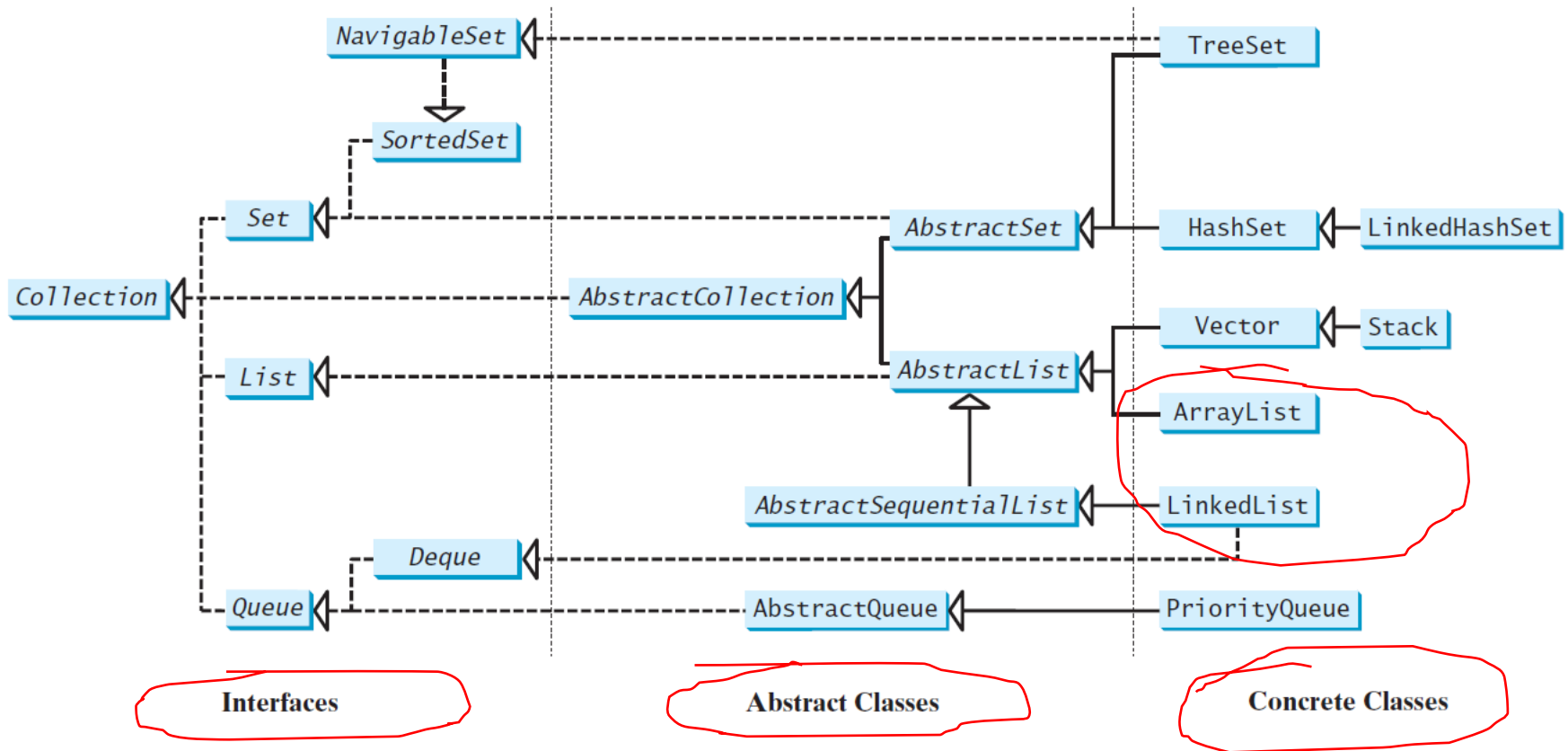
Adds the specified object to the list.  
Returns true if this list iterator has more elements when traversing backward.  
Returns the index of the next element.  
Returns the previous element in this list iterator.  
Returns the index of the previous element.  
Replaces the last element returned by the previous or next method with the specified element.

# Questions?

- The List interface
  - Methods and type hierarchy
  - Iterator vs. ListIterator



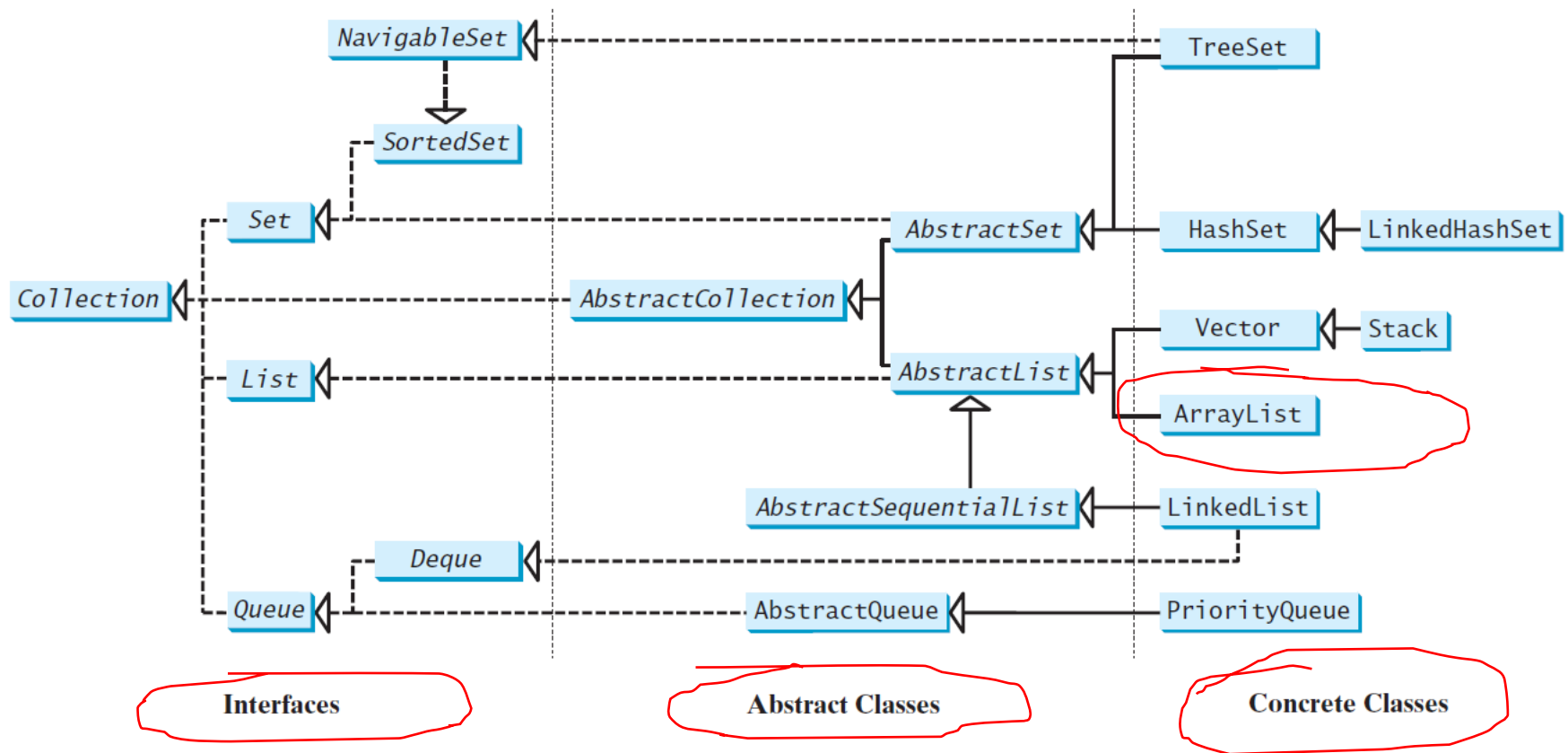
# Lists: ArrayList and LinkedList



# ArrayList and LinkedList

- List
  - stores elements in a sequential order,
  - allows the user to specify where the element is stored.
  - the user may be able to access the elements by index.
- ArrayList
  - Efficient random access: access it like an array: access any element at (almost) equal amount of time and efficiently (called near-constant-time positional access)
  - In general, costly to remove and insert elements
- LinkedList
  - Efficient to add and remove elements anywhere
  - Costly random access (does not provide near-constant-time positional access)

# The ArrayList



# ArrayList: java.util.ArrayList

«interface»  
*java.util.Collection*<E>

Representing a group of objects of type E (elements)

«interface»  
*java.util.List*<E>

Representing a group of objects of type E (elements) and these objects are stored in a sequential order, can specify where an element is stored.

java.util.ArrayList<E>

---

+ArrayList()  
+ArrayList(c: Collection<? extends E>)  
+ArrayList(initialCapacity: int)  
+trimToSize(): void

Additional property: random access like an array

Creates an empty list with the default initial capacity.

Creates an array list from an existing collection.

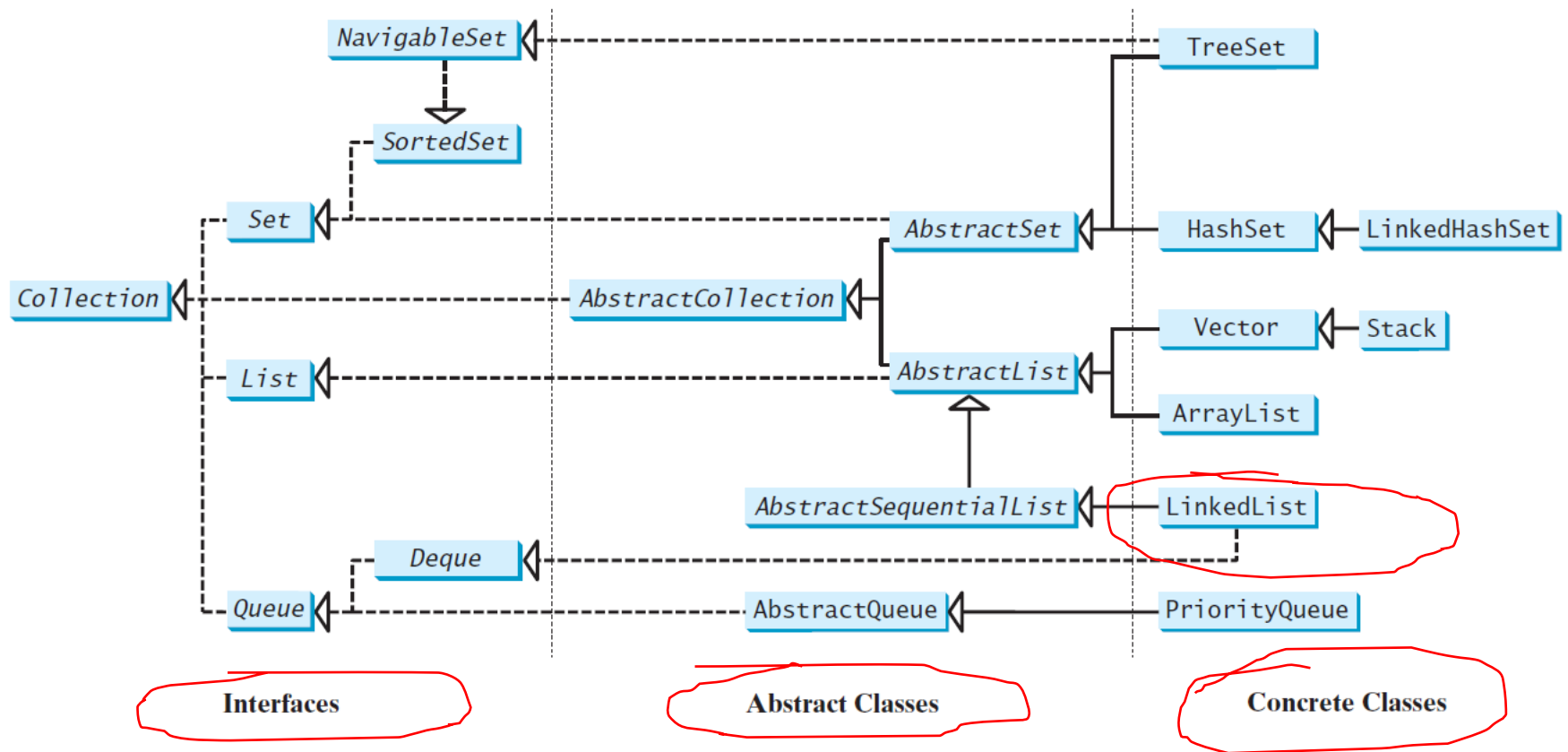
Creates an empty list with the specified initial capacity.

Trims the capacity of this ArrayList instance to be the list's current size.

# Additional Properties of ArrayList

- *“Resizable-array implementation of the List interface.”*
- *“The size, isEmpty, get, set, iterator, and listIterator operations run in constant time. “*
- *“The add operation runs in amortized constant time, that is, adding  $n$  elements requires  $O(n)$  time.”*
- *“All of the other operations run in linear time (roughly speaking). The constant factor is low compared to that for the LinkedList implementation. “*

# The LinkedList



# LinkedList: java.util.LinkedList

«interface»  
*java.util.Collection*<E>

Representing a group of objects of type E (elements)

«interface»  
*java.util.List*<E>

Representing a group of objects of type E (elements) and these objects are stored in a sequential order, can specify where an element is stored.

java.util.LinkedList<E>

+LinkedList()  
+LinkedList(c: Collection<? extends E>)  
+addFirst(o: E): void  
+addLast(o: E): void  
+getFirst(): E  
+getLast(): E  
+removeFirst(): E  
+removeLast(): E

Creates a default empty linked list.

Creates a linked list from an existing collection.

Adds the object to the head of this list.

Adds the object to the tail of this list.

Returns the first element from this list.

Returns the last element from this list.

Returns and removes the first element from this list.

Returns and removes the last element from this list.

# Additional Properties of LinkedList

- *“All of the operations perform as could be expected for a doubly-linked list.”*
- *“Operations that index into the list will traverse the list from the beginning or the end, whichever is closer to the specified index. “*



# Explore ArrayList and LinkedList: Examples

- Random access and random access cost
- Indexing and indexing cost
- Insertion, deletion, insertion and deletion cost
- Iterating lists
  - Using for loop or the enhanced for loop
  - Using Iterator
  - Using Listerator
- Updating objects in lists

# Array, ArrayList, and LinkedList: When to Use?

- Three key questions
  - Need random access?
  - Need insertion or deletion other than head and tail?
  - Know the size before hand?
- ArrayList: if your application needs to support random access through an index without inserting or removing elements from any places other than the end
- LinkedList: if your application requires the insertion or deletion of elements from any places in the list (using an iterator)
- Array: an array is fixed in size while a list can grow or shrink dynamically. If your application knows the size and does not require insertion or deletion of elements, the most efficient data structure is the array.

# Questions?

- Use ArrayList and LinkedList
  - Access: random and sequential
  - Use loops and iterators
  - Update objects in lists
  - Concept and type hierarchy of ArrayList and Linked List
  - When to use array, ArrayList, and LinkedList?